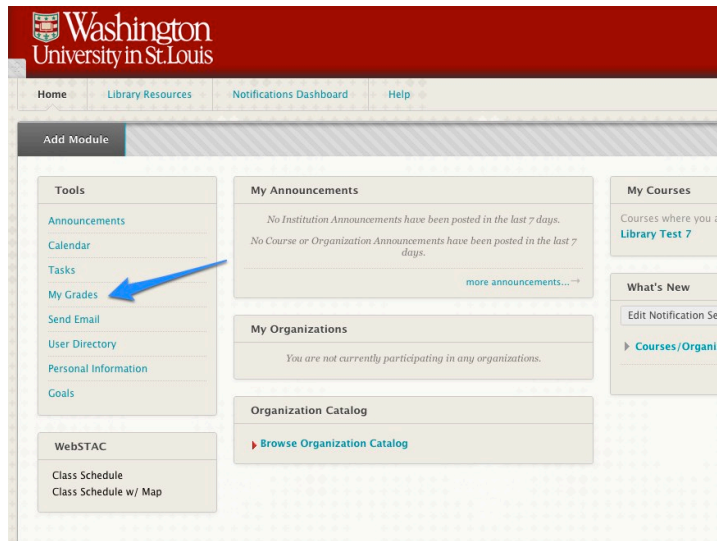


BLACKBOARD FOR STUDENTS: FACT SHEETS

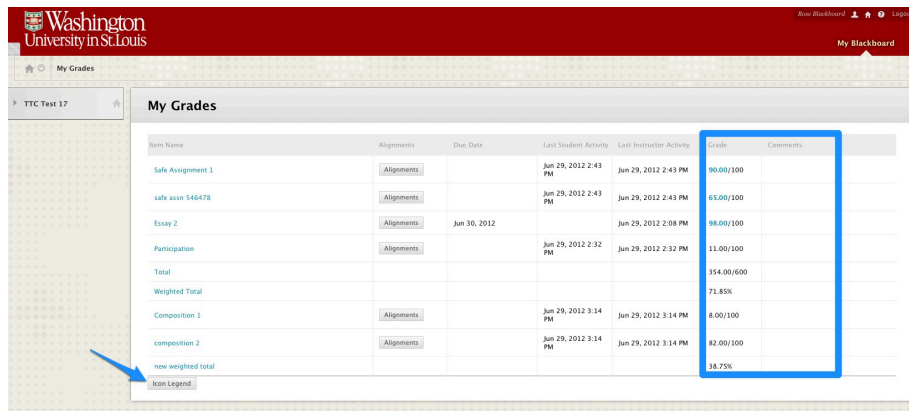
(For more information, contact Student Technology Services at 314.935-7100 or visit sts.wustl.edu)

HOW TO CHECK YOUR GRADES

1. You can use the “My Grades” tool to access your course grades and instructor’s comments.



2. Your instructor controls what information is released to you and when. Click on the grade link to see more details, including feedback from your instructor. (Note: The Icon Legend box contains symbols that explain the status of the grading process.)






3. The table below describes the icons, symbols that may appear on the “My Grades” page.

My Grade Item Status

The following table describes the symbols appearing on the **My Grades** page.

Symbol	Description
-	Item has not yet been completed. No information is available.
✓	Item has been completed, but will not have a grade (for items such as surveys).
!	Item has been submitted. This item is waiting to be reviewed by your instructor. -OR- Item has been submitted. Your instructor may review this item but may not be provided a grade (for items such as surveys).

Symbol	Description
Grade	Item has been graded. Click the grade to view detailed feedback.
	Attempt is in progress. This item has not been submitted. To submit the item, see Submitting a Draft Assignment .
	Grade is exempted for this user. If you do not complete this assignment, it will not affect your grade.
	Error has occurred. Contact your instructor.

http://ondemand.blackboard.com/r91/movies/bb91_student_checking_grades.htm