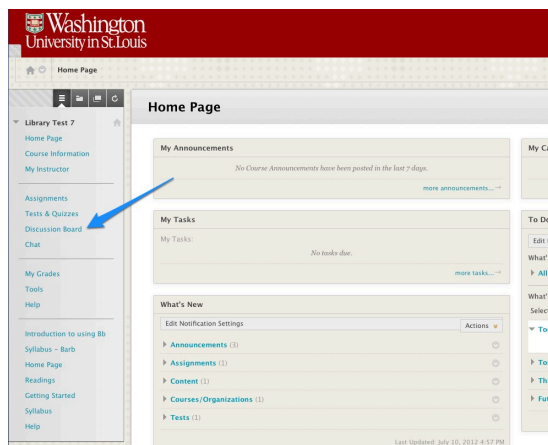


## BLACKBOARD FOR STUDENTS: FACT SHEETS

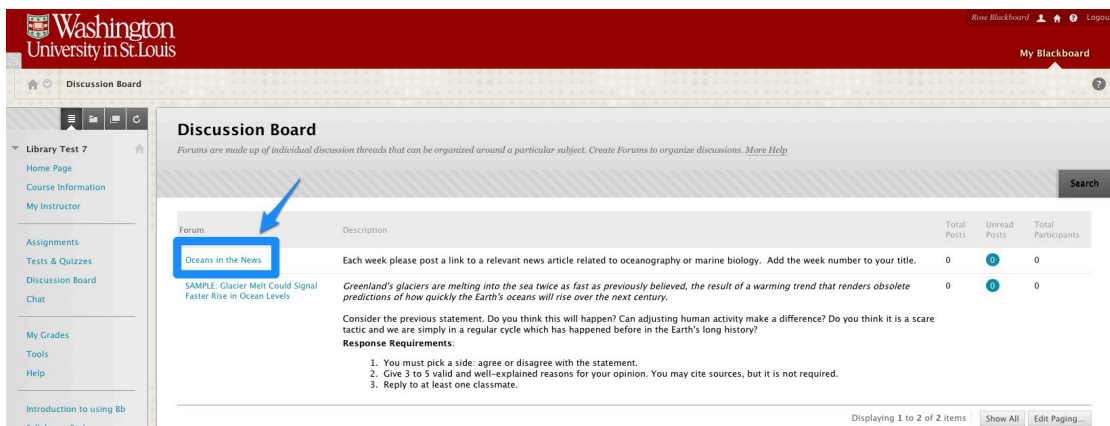
(For more information, contact Student Technology Services at 314.935-7100 or visit sts.wustl.edu)

### HOW TO CREATE A NEW DISCUSSION BOARD THREAD

1. If you want to start a new conversation or issue in a forum, create a new thread to keep all related posts together. Access “Discussion Board” from the course menu.



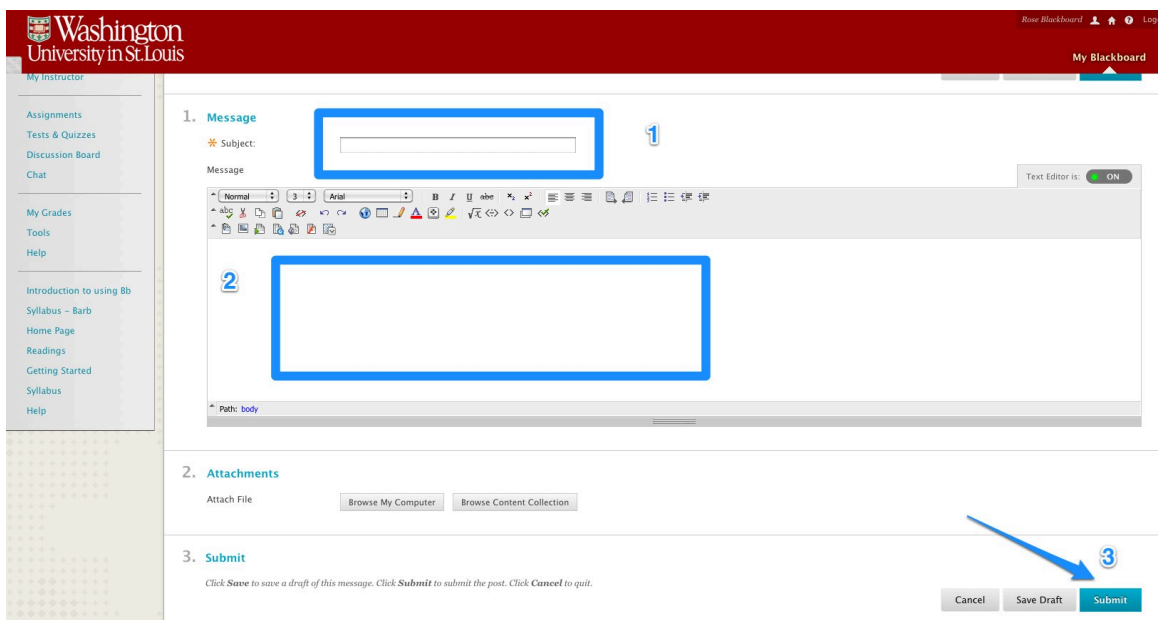
2. Open a forum. A forum is a way to organize discussions into topics.



### 3. Create a new thread.



### 4. Type in a subject for your thread (1); add your message in the text editor box (2); click Submit (3).



[http://ondemand.blackboard.com/r91/movies/bb91\\_student\\_creating\\_new\\_thread.htm](http://ondemand.blackboard.com/r91/movies/bb91_student_creating_new_thread.htm)