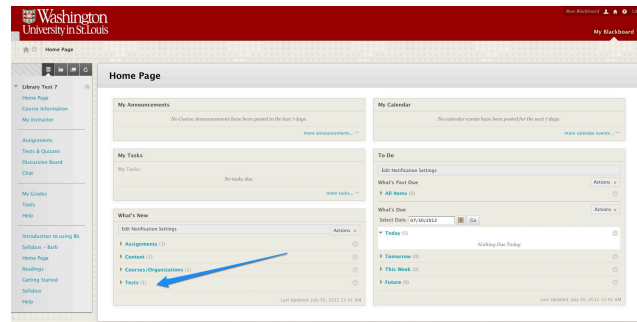


BLACKBOARD FOR STUDENTS: FACT SHEETS

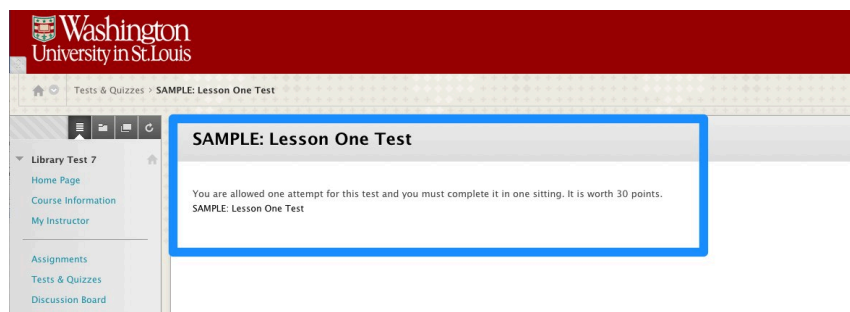
(For more information, contact Student Technology Services at 314.935-7100 or visit sts.wustl.edu)

HOW TO TAKE A TEST ONLINE

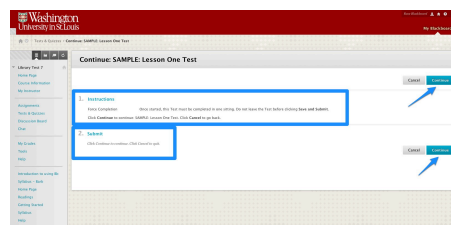
1. In your course menu's Home Page, click on Tests.



2. Read over the directions carefully about taking the test (time limits, number of attempts allowed, etc.).



3. After following the directions to access the test, click Continue. When you finish the test, click Submit.



http://ondemand.blackboard.com/r91/movies/bb91_student_taking_test_online.htm