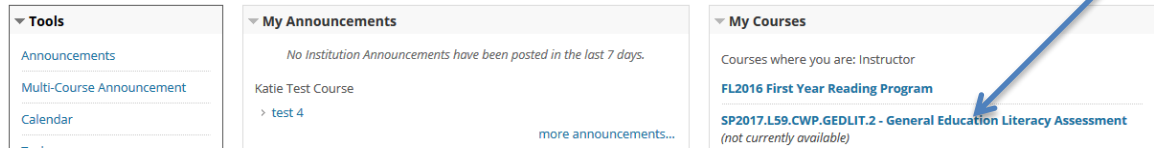


BLACKBOARD FOR STUDENTS: FACT SHEETS

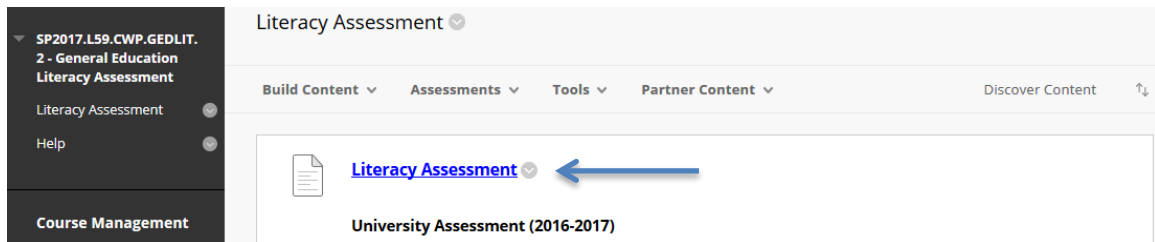
For more information, contact Student Technology Services,
314.935.7100 or visit sts.wustl.edu.

HOW TO COMPLETE THE GENERAL EDUCATION LITERACY ASSESSMENT

1. After logging in to Blackboard, using your WUSTL Key and password (Chrome or Firefox web browsers recommended), click on the course titled **General Education Literacy Assessment** under **My Courses**. (Course number is: SP2017.L59.CWP.GEDLIT.2)



2. The Literacy Assessment assignment will appear. Read the entire assignment; then click on the **Literacy Assessment** link to begin.



3. In the section, **Assignment Submission**, you must click on *Write Submission*—this will open the **Submission** box.

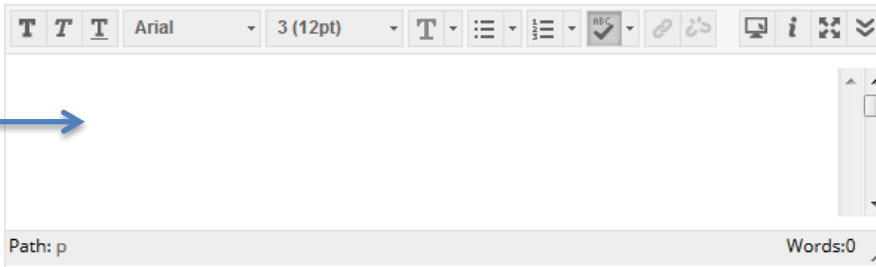


Type your response directly into the **Submission** box. Do NOT enter your response in the Add Comments box.

ASSIGNMENT SUBMISSION

Text Submission

Write Submission



Attach Files

Browse My Computer

Browse Content Collection

4. If you need to save the assignment before submitting, click **Save as Draft**. When you are ready to submit, click **Submit**. While completing your assignment, you should periodically save your response in order to prevent any loss of work.

*When finished, make sure to click **Submit**.*

*Optionally, click **Save as Draft** to save changes and continue working later, or click **Cancel** to quit without saving changes.*

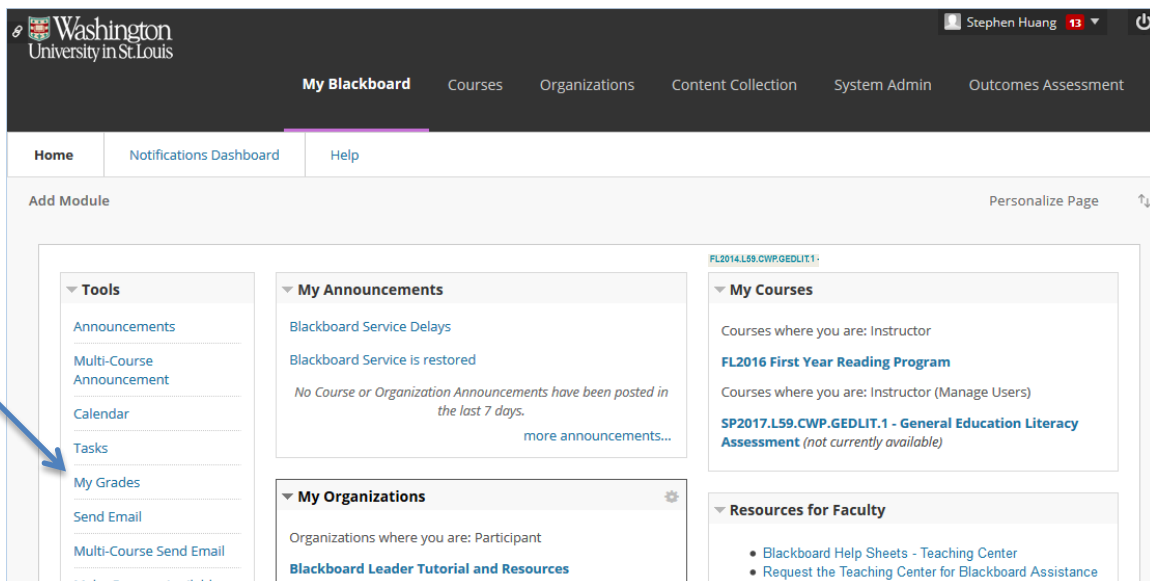
You are previewing the assignment - your submission will not be saved.

Cancel

Save Draft

Submit

5. Your submission will appear in the **My Grades** section.



Note:

- If you have questions regarding the assignment, please contact your instructor.
- If you have questions regarding the use of Blackboard, you may visit <http://libanswers.wustl.edu>. Click on **Blackboard for Students**.
- If you need additional help with Blackboard, please visit Student Technology Services (located in Gregg House on the South 40), or sts.wustl.edu (click on the Blackboard link on the left).

